



Easy UPS On-Line Lithium-ion 230 V

APC™ Easy UPS On-Line Lithium-ion provides clean power to essential and sensitive devices in unstable power conditions while reducing maintenance costs and complexity.

Easy UPS On-Line Lithium-ion has longer battery life that lowers maintenance costs and Total Cost of Ownership (TCO) compared to UPS with VRLA batteries.

The rack/tower convertible design provides flexibility to address space challenges at the edge. Delivering quality power to millions of IT professionals around the world.

That's Certainty in a Connected World.



apc.com

Life Is On

Schneider
Electric

Compact Lithium-ion On-Line UPS that lowers TCO and prepares you for prolonged outages

APC Easy UPS On-Line Lithium-ion accommodates a wide input voltage range and unstable power conditions providing clean power for essential and sensitive devices for a longer lifetime.



SRVL1KRIL



SRVL6KRIL

Peace of mind with Lithium-ion UPS



Easy UPS On-Line Lithium-ion has a 3X battery life and comes with a 5-year warranty on the Lithium-ion battery and a 3-year warranty on the UPS. Saves time and hassle from service dispatches compared to VRLA battery replacements.

Save up to 65%* on Total Cost of Ownership



Lower Total Cost of Ownership (TCO) by minimizing battery replacement and labor costs during the life of the UPS.

* SRVL1KRIL/SRVL1KRILRK

Extended Runtime



More than 6 hours* of extended runtime with up to 3 external lithium-ion battery packs and 3X faster recharge time compared to VRLA.

*SRVL1KRIL/SRVL1KRILRK

Versatile design with Rack/Tower convertible



Provides flexibility to change from a rack to tower installation using default accessories.

Simplified Monitoring and Management



PowerChute™ Serial Shutdown software provides graceful unattended shutdown of servers and workstations using serial or USB cables and helps prevent data corruption and costly equipment damage.

Optional Network Management Card (part number AP9544 sold separately) supports network-based monitoring of Easy UPS On-Line Lithium-ion.

Easy UPS On-Line Lithium-ion Features

Standard Features

Double-conversion On-Line

Ensures clean, reliable power supply to essential loads from brownouts, line noise, voltage transients and power outages.

High Power Factor

More real output power in watts with:

- 0.9 Pf (1000/2000/3000 VA)
- Unity Pf (6000 VA)

High Efficiency

In on-line double-conversion mode:

- Up to 90% efficiency (1000/2000/3000 VA)
- Up to 93.5% efficiency (6000 VA)

In ECO mode saves utility and cooling costs without compromising performance or reliability:

- Up to 96% efficiency (1000/2000/3000 VA)
- Up to 97% efficiency (6000 VA)

High Density, Compact, and Light Weight

Lithium-ion battery packs in 2U (1000 – 3000 VA compatible) and 3U (6000 VA compatible) rack height allows longer runtime, is lighter and saves space compared to the VRLA battery pack.

LCD Display

Intuitive interface provides detailed and accurate information about UPS status with ability to configure locally.


Emergency Power Off (EPO)

Remote UPS shutoff in the event of emergency. The UPS can accept normally closed (NC) contacts.

Warranty: 3-year on UPS , 5-year on Lithium-ion Battery

Comprehensive warranty for electronics and battery functionality provides peace of mind. In an unlikely event of a detected fault, your product will be repaired or replaced.

90°Rotatable LCD Display



1. On/Off status: Indicates power is ON
2. On/Off button: Press to turn ON or OFF
3. Alert LED: Flashes red when UPS has a notification or is in steady state when there is an alert
4. Mute/Esc button: Mutes audible alarm and serves as the Escape key when in the sub menu display
5. Enter key: Press to enter the display menus and choose options.
6. UP/Down arrows: Navigate keys through the display menus

Easy UPS On-Line Lithium-ion Applications

Typical Applications

The Easy UPS On-Line Lithium-ion allows IT professionals to focus on the core mission of helping organizations navigate through the landscape of modern technologies.



Co-working Space



Surveillance



Point of Sale



ATMs



Healthcare IT



Telecommunication



Buildings



Power & Energy
Management



Micro Data Center &
Server Room

Easy UPS On-Line Lithium-ion Accessories




SRVL48RMBP2U



SRVL48RMBP3U



SRVRK1



SRVRK2

External Battery Pack

- **SRVL48RMBP2U**: 2400 Wh external battery pack for SRVL 1000/2000/3000 VA extended runtime model support only.
- **SRVL48RMBP3U**: 4800 Wh external battery pack for SRVL 6000 VA extended runtime model support only.

Note: Maximum of three SRVL48RMBP2U and SRVL48RMBP3U battery packs can be connected.

Rail Kit


- **SRVRK1**: 700 mm depth rail kit. Can support 2U rack mount installation for standard 19-inch rack equipment.
- **SRVRK2**: 900 mm depth rail kit. Can support 3U rack mount installation for standard 19-inch rack equipment.

Note: SRVRK2 supports SRVL48RMBP3U only.

UPS Management Card

- **AP9544**: SNMP card for remote management and control of UPS.
- **AP9811**: The USB to Dry Contact Accessory for NMC provides an interface for connecting a Network Management Card 3 (AP9544) with a peripheral dry contact device such as a button, door sensor, alarm panel or float switch. From the NMC3 user interface, you can monitor the state of the input device, configure the dry contact settings and actions based on status changes or UPS events.
- **VGL9901I**: Dry contact card to monitor external triggers and initiate actions.
- **SRVSMB001**: Modbus card for communication with PCs through MODBUS protocol.

Note: Purchase and activation of license is require to access all features and capabilities of AP9544 card.



AP9544



AP9811



SRVSMB001



VGL9901I

Runtime estimation for extended runtime models

	SRVL1KRIL SRVL1KRILRK	SRVL2KRIL SRVL2KRILRK	SRVL3KRIL SRVL3KRILRK
UPS at Half/Full Load	450 W/900 W	900 W/1800 W	1350 W/2700 W
SRVLxKRILRK	4 hr 20 min/2 hr 15 min	2 hr 16 min/1 hr	1hr 25 min/40 min
SRVLxKRILRK + (1) SRVL48RMBP2U	8 hr 40 min/4 hr 30 min	4 hr 32 min/2 hr	2 hr 50 min/1hr 20 min
SRVLxKRILRK + (2) SRVL48RMBP2U	13 hr/6 hr 45 min	6 hr 48 min/3 hr	4 hr 15 min/2 hr

	SRVL6KRIL SRVL6KRILRK
UPS at Half/Full Load	3000 W/6000 W
SRVL6KRILRK	1 hr 8 min/34 min
SRVL6KRILRK + (1) SRVL48RMBP3U	2 hr 16 min/1 hr 8 min
SRVL6KRILRK + (2) SRVL48RMBP3U	3 hr 24 min/1 hr 42 min

Note: Runtime in the table are approximate only. All measurements taken with new, fully charged batteries, at typical environmental conditions, with no electrical input and balanced resistive load (Pf = 1.0) output.

Easy UPS Management Solutions

PowerChute™ Serial Shutdown

For Graceful Unattended Shutdown of Servers and Workstations



Key Features

Convenience

- Initial Set-Up Wizard
- SMTP Authentication
- Password Security
- Secure Communication
- Multiple Language Support

Manageability

- Notification
- Data Logging
- Event Logging
- Run Command File
- Multiple Easy UPS Management

Protection

- Load Shedding
- Scheduling Capability
- Operating System Shutdown
- Sequenced Network Shutdown and Reboot
- Outlet Group Control

Compatibility

- System Event Log Integration
- Enterprise Management System Compatible
- PowerChute Serial Shutdown OS Compatibility


Energy Management

- Configurable energy costs
- CO2 emissions reporting
- Energy usage reporting
- Energy cost reporting

Graceful unattended shutdown of servers and workstations using serial or USB cables helps prevent data corruption and costly equipment damage. Learn More on apc.com/pcss

Optional Easy UPS Network Management Card (AP9544)

Easy UPS Network Management Card (AP9544) allows for secure remote monitoring of an individual UPS via web browser or command line interface.



Key Features

Enhanced Security

- Secure Boot with Root of Trust
- Increased password security with stricter credentials and force password policy configurations
- 3-tier user access (read only, device and administrator)
- Secure access SSH, HTTPS (TLS 1.2)
- Secure file transfer (SCP)
- 2048-bit encryption key support (SSH/web)

Enhanced Performance

- 1 Gigabit Ethernet connection (RJ-45 10/100/1000 Base-T)
- Simultaneous multiple user login supporting multiple sessions

Enhanced User Experience and Troubleshooting

- Pre-loaded multiple language support
- Micro USB based console

For more information, visit apc.com/secure-nmc.


Extended Rack Model Technical Specifications

	SRVL1KRIL, SRVL1KRILRK	SRVL2KRIL, SRVL2KRILRK	SRVL3KRIL, SRVL3KRILRK	SRVL6KRIL, SRVL6KRILRK
Power rating	1000 VA/900 W	2000 VA/1800 W	3000 VA/2700 W	6000 VA/6000 W
Input				
Nominal input voltage	230 V			
Input voltage range at Full Load (60%)	160 – 300 V (110 – 300 V)			186 – 300 V (120 – 300 V)
Input frequency	40 – 70 Hz			50/60 Hz (+/ - 4 Hz)
Input connection	IEC 60320 C14	IEC 60320 C20		Hard wire 3-wire (1P+N+E)
Output				
Nominal output voltage	230 V (220 V, 240 V user selectable)			
Output frequency	50/60 Hz (+/- 3 Hz)			50/60 Hz (+/- 4 Hz)
Topology and Waveform type	Double-conversion on-line, Pure sine wave			
Efficiency: On-Line mode (Typical)	Up to 90%			Up to 93.5%
Efficiency: ECO mode (Typical)	Up to 95%	Up to 96%	Up to 96%	Up to 97%
Output Connections	(6) IEC 60320 C13	(6) IEC 60320 C13	(6) IEC 60320 C13 + (1) IEC 60320 C19	Hard wire 3-wire (1P+N+E)
Battery and Runtime 1				
Battery type	Lithium-ion			
Battery capacity and voltage	2400 Wh, 48 V			4800 Wh, 48 V
Typical recharge time (Recover to 90% of capacity) (hr)	8.5	4.8	4.8	5
Runtime at Half load/Full load (min) 1	260/135	136/60	85/40	68/34
Maximum battery pack support	3			
Communications and management				
Interface ports	Serial RS-232, USB (Type B), Intelligent Card Slot RS-485 (RJ45) between UPS and Battery Pack; CANbus (RJ11) between multiple battery packs			
Control panel	LED indicators, multi-function LCD, status and display console			
Software	Yes, PowerChute Serial Shutdown			
Emergency power off (EPO)	Yes (NC contacts)			
Physical (Power Module: PM, Battery Pack: BP)				
Rack height (U) (PM + BP)	4U			5U
Dimensions W x H x D (PM)	438 x 86 x 452 mm	438 x 86 x 502 mm	438 x 86 x 502 mm	438 x 86 x 685 mm
Dimensions W x H x D (BP)	438 x 86 x 616 mm			438 x 131 x 616 mm
Net weight (PM)	8 kg	8.8 kg	10 kg	19.7 kg
Net weight (BP)	28.3 kg			49.5 kg
Environment				
Operating temperature	0 to 40 °C			
Relative humidity	0 to 95% non-condensing			
Operating elevation	1000 – 3000 VA: 0 – 2,000 m at 100% load (2,000 – 3,000 m: load capacity reduces @1% for every 100m increase in elevation) 6000 VA: 0 – 1,000m at 100% load (1,000 – 3,000 m: load capacity reduces @1% for every 100 m increase in elevation)			
Audible noise 2	Less than 50 dBA			Less than 57.5 dBA
International protection code	IP20			
Conformance				
Regulatory approvals	UPS: IEC 62040-1, CB, CE, UKCA, RCM, TISI, KC, IEC 62040-2 / EN IEC 62040-2 Battery Pack: IEC 62040-1, IEC 62619, UN 38.3, CE, UKCA Electronic circuits and software controls in the battery pack are evaluated as per IEC 60730-1			
Standard warranty	3 years UPS, 5 years battery repair or replace			

All specifications are subject to change without prior notice.

¹ Runtime in the table are approximate only. All measurements taken with new, fully charged batteries, at typical environmental conditions, with no electrical input and balanced resistive load (PF = 1.0) output. Runtime calculation is with one external battery pack only. ² 100% load with battery fully charged at 25 °C.

Life Is On



apc.com

Schneider Electric Industries SAS

Head Office
35 rue Joseph Monier
92500 Rueil Malmaison Cedex- France
Tel.: +33 (0)14129 70 00

www.se.com